




FOR LEASE ±10,615 SF BUILDING ON ±0.93 AC

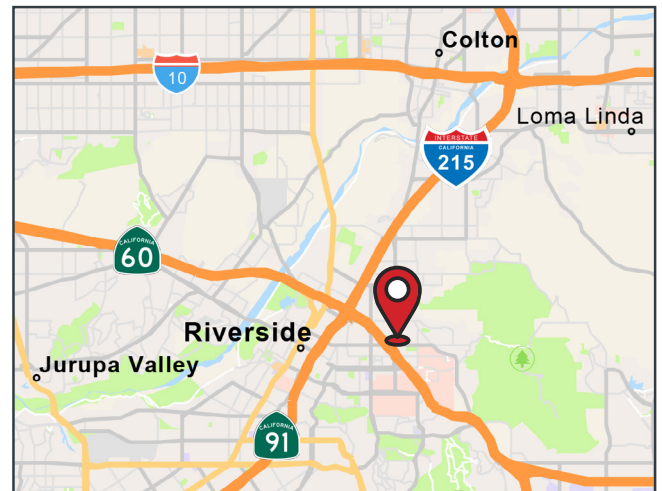
2100 IOWA AVE, RIVERSIDE, CA 92507

LEE & ASSOCIATES
COMMERCIAL REAL ESTATE SERVICES



PROPERTY HIGHLIGHTS

- Large Fenced Yard (±0.93 AC Lot)
- ±1,100 SF Office
- 800 Amps, 120/240 Volt Electrical Panel
- ±16' Clear Height in Main Building
- 2 Ground Loading Doors (12' x 12' & 12' x 10')
- BMP Zoning (Verify)
- **CALL BROKER TO SHOW**



ALEXEY ZABOLOTSKIKH
951.276.3606 | DRE#: 01428540
ALEX@LEERIVERSIDE.COM

CRAIG YOCUM
909.228.4748 | DRE#: 00942165
CYOCUM@LEERIVERSIDE.COM

TRENT KIMSEY
951.276.3649 | DRE#: 02066678
TKIMSEY@LEERIVERSIDE.COM